

# CLASSIC



Crafts in style



**HEPCO & BECKER**

# CLASSIC

100% MADE IN GERMANY

The CLASSIC tool case traditionally made in our factory combines all the good features of a tool case for professional use. Next a deep-drawn, high-impact ABS-Pro shell, the case is also made of an extremely stable, especially hardened aluminum frame. Especially for daily continuous use, the CLASSIC tool case is the perfect companion for electricians, plumbers or their apprentices. Perfect as universal tool case with various tool boards and inserts, or as empty cases for transporting devices.





## High-quality components

- High-quality die-cast metal locks, lockable
- Extremely stable, specially hardened aluminium frame
- Three riveted metal-hinges



## Solid workmanship

- Handle and locks fixed with screws
- Extra-large plastic-protection for the frame
- Plastic feet
- Extra-strong lid-holders
- Frame and case shell multiple mechanical riveted



## Airworthy and shatterproof

- Extremely strong ABS-PRO-shell
- Airworthy
- Extra-large plastic-protection
- 4 metal spacers on underside for protection the case tray against scratching
- Durability-tested with 35 kg

# CLASSIC 5110/5111/5112/5113



Choose your desired size



↑  
140 - 240mm  
↓



## CLASSIC



Available in 4 sizes with identical features - see following double page

4768

Bottom tray with partition system  
Cover plate with 11 Push-in compartments and 5  
Elastic bands

4766

Front side  
11 Push-in compartments  
6 Elastic bands  
Rear side  
33 Elastic bands

5180

Document plate DIN A 4 with  
6 Push-in compartments for writing utensils,  
Business cards etc.



Material  
ABS-PRO



Load capacity  
up to 35kg



Customs tariff  
4202 12 50

# CLASSIC 5110/5111/5112/5113



140mm



160mm

## CLASSIC 5110

Item-no. **00 5110 1919**

- 4768 Bottom tray with partition system  
Cover plate with 11 Push-in compartments  
and 5 Elastic bands
- 4766 Front side: 11 Push-in compartments, 6 Elastic bands  
Rear side: 33 Elastic bands
- 5180 Document plate DIN A 4

## CLASSIC 5111

Item-no. **00 5111 1919**

- 4768 Bottom tray with partition system  
Cover plate with 11 Push-in compartments  
and 5 Elastic bands
- 4766 Front side: 11 Push-in compartments, 6 Elastic bands  
Rear side: 33 Elastic bands
- 5180 Document plate DIN A 4


**MM** External dimension Inner dimension  
490 x 160 x 370 460 x 140 x 310

**KG** Weight  
4,9

 Usable volumen  
20 Litres

**MM** External dimension Inner dimension  
490 x 180 x 370 460 x 160 x 310

**KG** Weight  
5,1

 Usable volumen  
23 Litres

## CLASSIC



180mm



240mm

Room for another bag,  
e.g. Polytex zipper folder

### CLASSIC 5112

Item-no. 00 5112 1919

- 4768 Bottom tray with partition system  
Cover plate with 11 Push-in compartments  
and 5 Elastic bands
- 4766 Front side: 11 Push-in compartments, 6 Elastic bands  
Rear side: 33 Elastic bands
- 5180 Document plate DIN A 4

### CLASSIC 5113

Item-no. 00 5113 1919

- 4768 Bottom tray with partition system  
Cover plate with 11 Push-in compartments  
and 5 Elastic bands
- 4766 Front side: 11 Push-in compartments, 6 Elastic bands  
Rear side: 33 Elastic bands
- 5180 Document plate DIN A 4

**MM** External dimension Inner dimension  
490 x 200 x 370 460 x 180 x 310

**KG** Weight  
5,2

 Usable volumen  
26 Litres

**MM** External dimension Inner dimension  
490 x 260 x 370 460 x 240 x 310

**KG** Weight  
5,9

 Usable volumen  
34 Litres

# CLASSIC 5114 / WING 4901



NEW 2019



## CLASSIC 5114 / WING 4901



### SET incl. WING 4901



### CLASSIC 5114

Item-no. **00 5114 1919**

4768

Bottom tray with partition system

Cover plate with 11 Push-in compartments and 5 Elastic bands

WING 4901

45 insertion options

Depth of 74mm

- also for tools with wide handle

Riveted strap as handle for easy handling  
extraction

5180

Document plate DIN A 4 with


6 Push-in compartments for writing  
utensils, Business cards etc.


**MM** External dimension  
490 x 200 x 370


**MM** Inner dimension  
460 x 180 x 310

**KG** Weight  
7,7

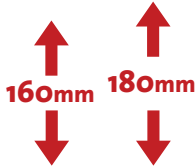
 Material  
ABS

 Usable volumen  
26 Litres

 Load capacity  
up to 25 kg

 Customs tariff  
4202 12 50

# CLASSIC 5121/5122



Size makes all the difference



## CLASSIC 5121/5122



### CLASSIC 5121 Item-no. 10 5121 8019

### CLASSIC 5122 Item-no. 10 5122 8019

4768  
Bottom tray with partition system  
Cover plate with 11 Push-in compartments and 5  
Elastic bands

5164  
Front side  
9 Push-in compartments, Snap pocket  
10 Elastic bands  
Rear side  
1 Document compartment A4

4766  
Front side  
11 Push-in compartments  
6 Elastic bands  
Rear side  
33 Elastic bands


5180  
Document plate DIN A 4 with  
6 Push-in compartments for writing  
utensils, Business cards etc.


**MM** External dimension  
490 x 180/200 x 370


**MM** Inner dimension  
460 x 160/180 x 360

**KG** Weight  
6,2/6,3

 Material  
ABS-PRO

 Usable volumen  
23/26 Litres

 Load capacity  
up to 35 kg

 Customs tariff  
4202 12 50

# CLASSIC 5182



## CLASSIC 5182



### CLASSIC 5182 Item-no. 00 5182 8019

5368  
Bottom tray with partition system  
Cover plate with 11 Push-in compartments and  
5 Elastic bands

5366  
Front side  
11 Push-in compartments, 6 Elastic bands  
Rear side  
33 Elastic bands


5380  
Document plate DIN A 4  
with 6 Push-in compartments for  
Writing utensils, business cards, etc.


**MM** External dimension  
510 x 220 x 430


**MM** Inner dimension  
470 x 200 x 360

**KG** Weight  
6,2

 Material  
ABS-PRO

 Usable volumen  
34 Litres

 Load capacity  
up to 35 kg

 Customs tariff  
4202 12 50

# CLASSIC EMPTY CASES



↑  
140 - 240mm  
↓



## CLASSIC 5110 **Item-no. 20 5110 1919**

<b>MM</b>	External dimension	Inner dimension	<b>KG</b>	Weight		Usable volumen
	490 x 160 x 370	460 x 140 x 310		2,1		20 Litres

## CLASSIC 5111 **Item-no. 20 5111 1919**

<b>MM</b>	External dimension	Inner dimension	<b>KG</b>	Weight		Usable volumen
	490 x 180 x 370	460 x 160 x 310		2,3		23 Litres

## CLASSIC 5112 **Item-no. 20 5112 1919**

<b>MM</b>	External dimension	Inner dimension	<b>KG</b>	Weight		Usable volumen
	490 x 200 x 370	460 x 180 x 310		2,4		26 Litres

## CLASSIC 5113 **Item-no. 20 5113 1919**

<b>MM</b>	External dimension	Inner dimension	<b>KG</b>	Weight		Usable volumen
	490 x 260 x 370	460 x 240 x 310		2,9		34 Litres

## CLASSIC 5182 **Item-no. 20 5182 1919**

<b>MM</b>	External dimension	Inner dimension	<b>KG</b>	Weight		Usable volumen
	510 x 220 x 430	470 x 200 x 360		3,2		34 Litres

## CLASSIC EMPTY CASES



Empty cases as base for own equipment wishes. Assembly with different tool plates from our assortment possible or filling with PU cube foam: Easy removal of foam cubes and fixing of sensitive parts such as e.g. measuring devices or machines

Milling foam inserts on request



Examples from our assortment of tool boards. For a complete OVERVIEW, see our catalogue or on the website



Empty cases as base for own equipment wishes. In the lower shell our bottom tray can be used. In the trunk lid can thanks the existing swivel various tool plates from our range integrated. Bottom tray must be fastened in-house (glue, rivet, screw)



# CLASSIC SPARE PARTS

---



Handle  
90 4000 0008 1 Piece



Lock  
90 4000 0009 1 Piece



Hinge  
90 4000 0014 1 Set



Flap big  
90 4000 0048 1 Piece



Lid holder  
90 4000 0011 1 Set



# CLASSIC OVERVIEW

	00 5110 8019	00 5111 8019	00 5112 8019	00 5113 8019	10 5121 8019	10 5122 8019	00 5182 8019	20 5110 1919	20 5111 1919	20 5112 1919	20 5113 1919	20 5182 1919			
Doc. compartment	●	●	●	●	●	●	●								
Tool plate 1	●	●	●	●	●	●	●								
Tool plate 2					●	●									
Cover plate	●	●	●	●	●	●	●								
Tray insert	●	●	●	●	●	●	●								
Foam filling															
Trolley integrated															
Trolley removable															
Combination lock															
TSA locks															
140er Height	●							●							
160er Height		●			●				●						
180er Height			●			●				●					
200er Height							●					●			
220er Height															
240er Height				●							●				
XL Format							●					●			

**HEPCO & BECKER GMBH**  
An der Steinmauer 6  
D-66955 Pirmasens  
Fax: 06331 1453 220  
[www.hepco-becker.de](http://www.hepco-becker.de)



**Orders, questions,  
wishes and suggestions:**

**Tel: +49 6331 1453 200**  
**[info@hepco-becker.de](mailto:info@hepco-becker.de)**

Subject to technical development and modifications. Delivery without tools.  
We do not assume any liability for printing errors. The technical specifications,  
scope of delivery, appearance and dimensions correspond to the knowledge  
available at the time of printing. 05/2019.



**HEPCO & BECKER**